



## About Questar Assessment

Questar Assessment Inc. is a K–12 assessment partner with a 40-year history of providing large-scale summative assessments focused on building a bridge between learning and accountability through design, delivery, scoring, and reporting services.

### Our Leadership Team

- Stephen Lazer Chief Executive Officer
- Dr. Jenn Dunn Chief Assessment and Data Officer
- Brendan Kealey Chief Information Officer
- Morgan Henry Chief Financial Officer and Controller
- Kristin Werk Chief Operating Officer

### What Sets Us Apart

#### The Nextera Online Testing System

Questar Assessment has more than 10 years of experience delivering assessments online. Nextera, our third-generation, end-to-end, online testing system is scalable, secure, and easy to use.

#### Involving Local Educators

When our partner states choose to work with us to involve local educators in the assessment development process, they reap many benefits, including:

- A sense of shared responsibility for the success of the state assessment
- Better teacher-written formative assessments
- Peer-to-peer training in assessment best practices
- Alignment of daily classroom work and state standards
- Buy-in among key stakeholders and educators

### The Number Story

**34** State Partners

**1,550,000,000+** Test Pages Scanned

**60,000+** Test Items Developed

**2,600,000+** Average Total of Students Tested Per Year

**115,000,000+** Printed Documents Produced

**12,000,000+** Tests Taken Using Our Online Platform

### Types Of Summative Assessment Programs We Provide

- Large-scale English Language Arts (ELA), math, and science testing (3–8)
- End-of-course testing (EOC)
- Alternate testing of learners with special needs (ALT)

### We Build Our Summative Assessment Programs Through:

#### Design

Our services include test design; item development; form construction; field testing and evaluation; and psychometrics.

#### Delivery

Our online assessment system, Nextera, integrates a student test interface, administration portal, and reporting capabilities, and supports technology-enhanced items.

Our full-service paper/pencil test administrations include design; publication; printing of regular print, large print, and braille materials; distribution; retrieval; scanning; and storage.


#### Scoring

Our proprietary scoring application enables the scoring of millions of essays, constructed responses, and performance task responses, while supporting myriad response types, from paper and online text to audio files.


#### Reporting

Our expertise in data analysis and reporting provides actionable data, and our report design experience meets the needs of states.


# Examples of Program Experience




**New York**  
 Grades 3–8  
 2015–Present  
 Paper/Pencil and Online  
 ELL  
 2010–2015  
 Paper/Pencil




**Missouri**  
 EOC  
 2010–Present  
 Online




**Tennessee**  
 Grades 3–8  
 2016–2019  
 Paper/Pencil and Online  
 EOC and EOC ALT  
 2016–2019  
 Paper/Pencil and Online  
 Optional Grade 2 LSS and ALT  
 2016–2019  
 Paper/Pencil



**Mississippi**  
 Grades 3–8  
 2015–Present  
 Online  
 EOC  
 2015–Present  
 Online  
 ALT  
 2015–Present  
 Online




**South Dakota**  
 Science  
 2014–2019  
 Online  
 ALT Science  
 2014–2019  
 Online




**Georgia**  
 ALT  
 2006–Present  
 Paper/Pencil




**Michigan**  
 ALT  
 2001–2005/2008–2013  
 Paper/Pencil



**Arkansas**  
 ALT  
 2001–2018  
 Paper/Pencil  
 EOC  
 2005–2015  
 Paper/Pencil  
 Grade 11 Literacy Examination  
 2005–2014  
 Paper/Pencil



**Indiana**  
 ALT  
 2015–2018  
 Paper/Pencil and Online  
 EOC  
 2006–2018  
 Paper/Pencil and Online



**New Jersey**  
 ALT  
 2012–2017  
 Paper/Pencil

## Questar Assessment Timeline

